

# Quick Quilting Designs



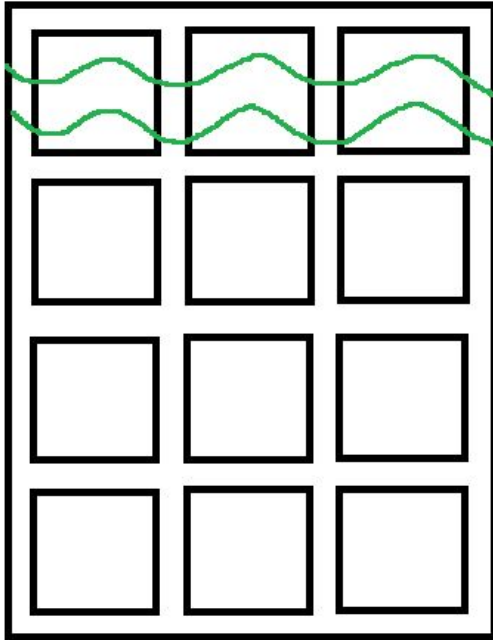
Rocket City Modern Quilt Guild  
July 2020

# What to look for


- Edge to edge designs (no thread tails to bury)
- Medium designs
  - Easy to maneuver on a domestic
  - Quickly fill space
  - Leave the quilt with a soft, cozy drape
- Guestimated patterns
  - No marking
  - Few decisions

# Examples

- Wiggly waves

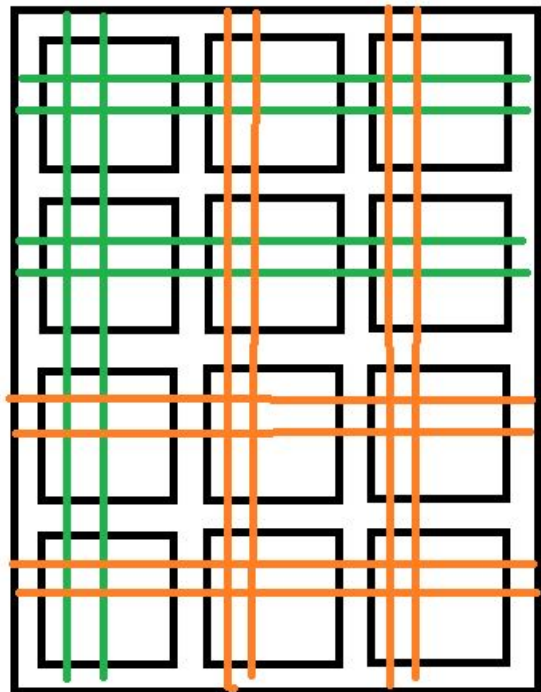


- Straight down the sashing

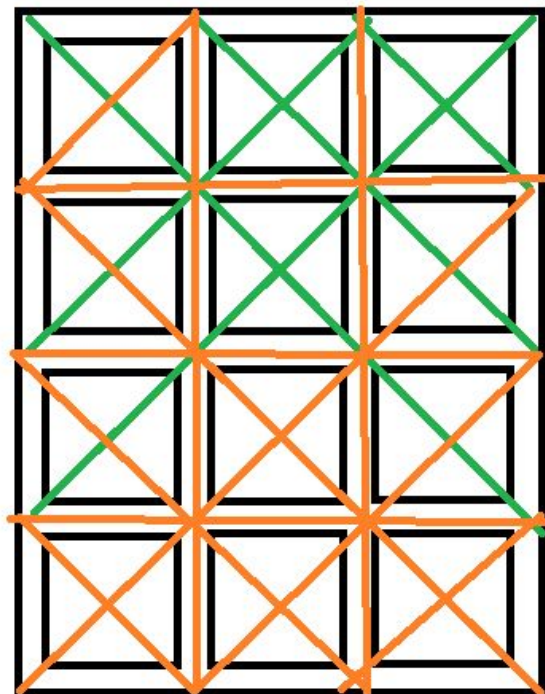


# Examples

- Plaid---ish




- 45 degree fancy




# Examples

- Loopy hearts (and more)




- Spirals




# Mix Them Up!

- Use more than one

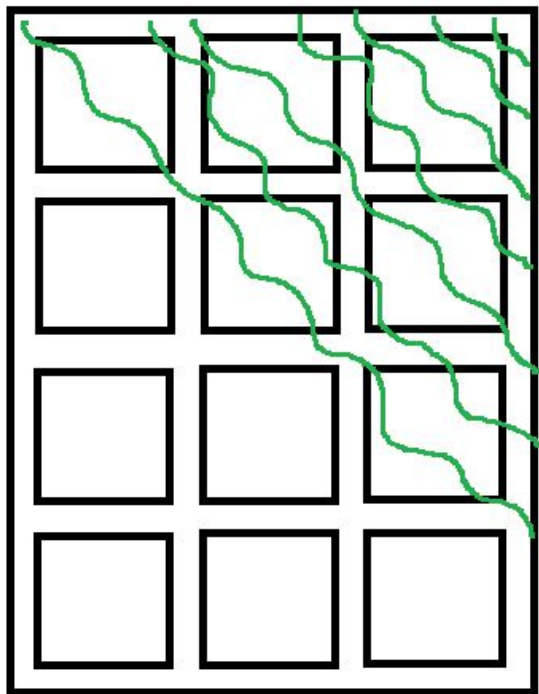


- Change the Scale

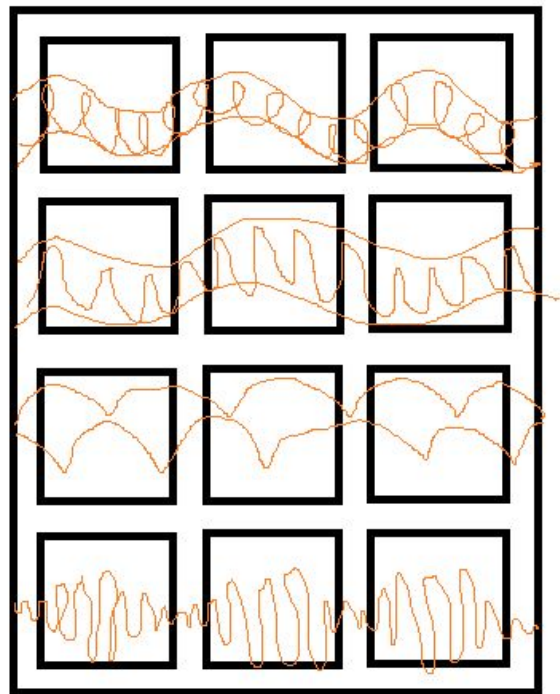


# Mix Them Up!

- Rotate



- Encase, Build, Change Scales...



# What Others Can You Think Of?

- Rays (start in a corner, out and back in “triangles”)
- Follow the Fabric--ex: stripe fabrics
- Border boxes
- Create “channels”, fill within that
- Clamshells
- Follow the piecing, echo shapes
- “Sound waves”
- Start simple and fill in
- Subdivide the quilt and then do a section at a time
- Wavy frog tape
- Masking tape, move randomly



# More Inspiration

- [Leah Day](#)
- [Christina Cameli](#)
- [Jacquie Gering](#)
- [Christa Watson](#)
- Instagram
- Pinterest boards