



# FABRIC POSTCARDS

Tory Padden

# POST CARD ELEMENTS

Size Matters

Foundation/Fillers

Design

Elements/Ideas

Backs

Finishing Touches



# INTRODUCTION

Fabric Postcards are functional art.

They are a fabulous way to connect with family and friends.

To receive something so personal in the mail is a joy and memory. More likely to be framed and displayed than thrown in the trash.




# INTRODUCTION

Postcards can be made simply and quickly with just a card base, double sided adhesive and an iron. Or it can be very complex with lots of layers and embellishments.

Use up your scraps, fussy cut fun flowers, insects, animals, or use trims, ribbons, paints, and inks. You are only limited by your time, imagination, and stash of goodies.





FABRIC POSTCARDS



## SIZE MATTERS

Post Card Basic Size Rules



### FABRIC POSTCARD BASICS

- RECTANGULAR WITH SQUARE CORNERS
- AT LEAST 3.5" IN HEIGHT AND 5" IN LENGTH
- NO MORE THAN 4.5" HIGH X 6" LENGTH
- NOT MORE THAN 1/8" THICK TO STAY WITHIN WEIGHT LIMITS
- CAN BE MAILED AS IS, IN A CLEAR ENVELOPE OR IN A REGULAR ENVELOPE (THIS REQUIRES MORE POSTAGE)

4X6 IS THE STANDARD SIZE USED BY MOST QUILTERS

### USPS POSTCARD RULES

- AT LEAST 3 ½ " HIGH X 5" LONG
- NO MORE THAT 4 ¼ " HIGH X 6" LONG
- NO MORE THAN 0.016" THICK
- HAVE FINISHED CORNERS THAT DO NOT EXCEED A RADIUS OF 1.125"
- MUST HAVE "POSTCARD" ON IT AND BE DIVIDED IN HALF FOR ADDRESS ON RIGHT AND MESSAGE ON LEFT



# FOUNDATION/FILLER IDEAS

- BATTING
- PELLON (FUSIBLE OR NON)
- FELT
- FLANNEL
- PATTERN EASE
- BUCKRUM
- DUCK OR CANVAS
- USED COLOR CATCHERS

## ADHESIVES

- STEAM-A-SEAM
- FABRIC GLUE



# DESIGN IDEAS

## FAVORITE FABRICS

- COTTONS
- ORGANZA
- SILKS
- RAYONS
- PARTIAL BLOCKS
- SCRAPS

## TRIMS/THREADS/PAINTS/FABRIC DYES

- RIBBONS
- LACES
- FUSSY CUT ANIMALS/FLOWERS/BIRDS
- RAZZLE DAZZLE THREADS
- VARIGATED THREADS
- INKTENSE FABRIC PENCILS
- FABRIC PAINTS
- Fabrico Markers





# WHAT TO WRITE ON?

## HEAVY DUTY CARDSTOCK

- 60-115 LB
- Caution: can perforate card and it will just rip out

## FABRIC

- LIGHT COLORED FABRIC
- Use permanent fabric markers to write your notes (Sharpies will work)



## FINISHING TOUCHES

- ZIGZAG THE EDGES
- BIND IT LIKE A QUILT
- SERGE THE EDGES
- SATIN STITCH
- RIBBONS



## SUMMARY

Fabric postcards are fun to make and really wonderful to receive. You can use the techniques to create small wall art which is great for holiday decoration.

Let your imagination run wild and free. Once you start doing these, you will start looking at fabric in a whole new way!



THANK YOU

Tory Padden

FABRIC POSTCARDS

